

Trial for Rayyan - Systematic Review Research Solution – at Rīga Stradiņš University (RSU)

All students and staff members of RSU are invited to trial all features and functionality of the Rayyan Systematic Literature Review Solution. In this document you can find instructions on how to register for this trial which will start on October 1st and will end on December 1, 2024.

Welcome to Rayyan

Rayyan is an intelligent research collaboration platform that saves you time completing literature reviews and systematic reviews. Rayyan was designed by researchers for researchers, with the help of subject matter experts, to provide a highly intelligent, intuitive, and scalable research collaboration platform that saves you your valuable time.

Rayyan uses artificial intelligence, machine learning, and natural language processing to understand language, learn from decisions, and help research teams reduce the time it takes to complete their systematic reviews and literature reviews. Researchers can cut through mountains of prior studies using Rayyan's AI-powered workbench and time-saving features to find relevant information to extract and synthesize to inform their latest research.

Rayyan enables researchers to turn fragments of unproductive time throughout their day back into productive time using the Rayyan Mobile App to work on the go. Users of the Rayyan mobile app can collaborate on reviews from anywhere, anytime, even offline!

Rayyan already is trusted by over 600,000 researchers, information specialists, librarians, and students who use it to inform all types of evidence-based decision-making and accelerate their research findings.

How to Use Rayyan

Rayyan is an easy-to-learn web application. You can start by simply uploading references to Rayyan, to create a new review, and deduplicate them. You can then invite your collaborators to Rayyan and start screening your reference articles. Rayyan will record every decision for you and enable you to export all the results when you are finished.

Please follow this [Quick Start Guide](#) to learn more, and visit the [Rayyan Help Center](#) for additional information.



Rayyan's Main Features & Benefits

You can now enjoy the following Rayyan features to work more efficiently and to accelerate your research findings:

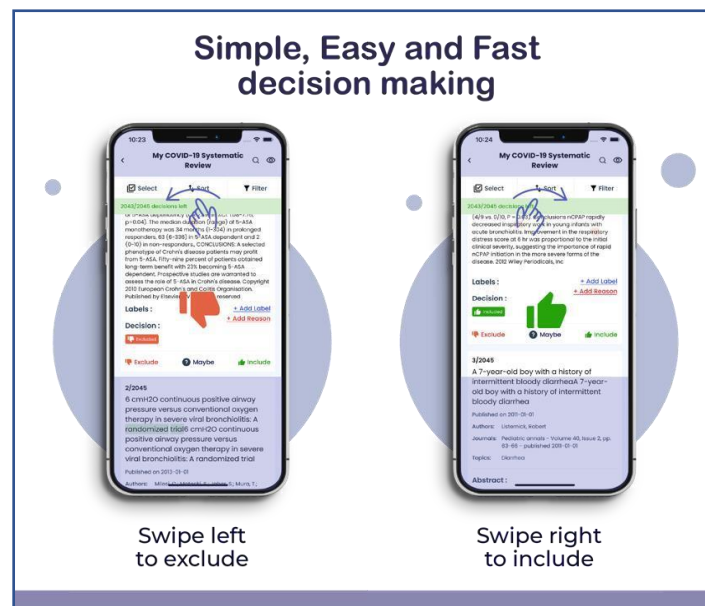
Features	Benefits
Import References	Upload up to 10 files of 100MB at a time in any combination of industry standard file formats, including compressed files and nested compressed files. Learn More
De-Duplicate & Auto-Resolver	Rayyan's de-duplication has been ranked highest for accuracy and sensitivity. Automatically deduplicate 100% EXACT matches, and detect more possible duplicates with Rayyan's industry-leading deduplication. Learn More
Collaborate	Invite an unlimited number of Collaborators, Reviewers, Translators or Viewers to collaborate with anyone, anywhere, anytime via the web. Learn More
Blind Mode	Toggle Blind Mode to eliminate a source of human bias and to resolve any decision conflicts. Learn More
Annotate	Make inclusion decisions, assign labels, provide reasons for exclusion, and add notes to your references as you go. All of the information entered by your review team will be recorded automatically and available for Export. Learn More
Chat	Use the built-in chat feature to communicate with your review team, or the Help chat to find support or articles and request help from Rayyan support.
Relevance Ranking	Rayyan learns from your decisions and returns a 5-star relevance ranking on all remaining articles to help you read for relevance faster. Learn More
Keywords	Enter precise keywords for inclusion and exclusion, filter by indices of keywords, and use keyword highlighting to spot relevant articles faster. Learn More

Intelligent Search	Enter search terms in the intelligent search bar to return relevant articles including word variations to find all relevant articles faster.
PICO Elements	Detect all PICO elements and highlight those with a 70% confidence level or higher to allow you to spot relevant articles faster. Use the PICO filters with truncated search terms to find all relevant articles. Learn More
PRISMA	Generate a pre-set, ready-to-use PRISMA flowchart, saving you all the labour of creating one from scratch. Learn More
Data Sampling	How to use the Data Sampling feature for Streamlined Collaborative Screening. Learn More
Upload Full Text	How to Upload PDF Full Text. Learn More
Copy	Copy references from one review to another, including the ability to filter which references get copied. Learn More

Using the Rayyan Mobile App

A cutting-edge introduction to the systematic review process, the all new Rayyan App helps make even more efficient use of your time by offering you the ability to work on the go and even offline. Download it now from the  App Store or  Play Store and enjoy the ability to:

- Create a review, invite reviewers, and manage roles.
- Scroll through titles and abstracts
- Swipe to quickly make inclusion decisions.



- Auto advance after making each decision
- Tap to add a label or reason
- Sort references to prioritize the order in which they appear
- Filter references to work with any subset at a time
- Perform title only or title and abstract screening
- Hide journal and author information while screening
- Select multiple references at the same time
- View highlighted keywords for inclusion and exclusion
- Work on the go from anywhere
- Download reviews to work offline
- Monitor review team progress
- Toggle Blind Mode On/Off
- Configure, save and switch among configuration settings
- View all your review projects
- Train the 5-star relevance ranking algorithm • and more!!!

Onboarding for New Sign-ups:

Please follow the following steps to create a new account:

1. If you already have an individual account, please follow the steps given under “Onboarding for Existing Sign-ups”. Otherwise, continue with Step 2.
2. Go to [Rayyan’s Sign-up page](#).
3. Enter your name, institutional email address ending with @rsu.lv, and select the country that you’re joining from and click on sign up.
4. You’ll receive a message with a confirmation link in your inbox
5. Click on “Confirm my account”
6. You can now finalize your account by setting up the password and entering your full name.

Onboarding for Existing Sign-ups

If you have been already using Rayyan with your institutional email address (rsu.lv), please write to us at support@rayyan.ai and we will make the transition for you. You can then sign-in and enjoy all the premium Rayyan features available to you.

Rayyan wishes you the best in your research journey! Please write to us at support@rayyan.ai to let us know how we are doing and how we may support you even better!