

# DEVELOPMENT OF THE OHS SYSTEM AND POLICIES IN LATVIA

*RENĀRS LŪSIS*  
*Director*



STATE LABOUR INSPECTORATE

- OSH strategy and Action Plan 2001-2006
  - Priority – joining EU and transposition of the EU *acquis communautaire*
  - Minimal or no relation with the EU OSH strategy 2002 – 2006
- Labour Protection Law (2002)
  - Transposing EU framework directive (89/391/EEC)

- **OSH Strategy 2008 – 2013 (Adopted by CoM on 15.04.2008.)**
- **Goal:** to determine the directions of development and specify the measures of the OSH system in Latvia in order to ensure successful implementation of the OSH legislation into practice and reach the objective of ensuring safe and harmless working environment for all employees.
- **OSH Programme for 2008 – 2010**
- **OSH Action Plan for 2011 – 2013**


- **High rate of the fatalities** (58 fatalities in 2007 or 3 times the rate of the average in the EU)
  - Low-compliance with the OSH legislation in practice
  - Low level of awareness, knowledge and lack of preventative attitude in society regarding OSH issues
  - Lack of information, data, scientific support and administrative capacity

1. Improvement of planning and development of OSH policy
2. Increasing of the capacity and efficiency of the SLI
3. Implementation of „preventative culture” in the society and enterprises
4. Improvement of working conditions with legislation and other initiatives

- **Reduction of fatality rate by 30%**
- **Inspection:**
  - Additional inspectors
  - 50% of dangerous branch companies are inspected every year (in 2006 – 10%)
  - At least 10 inspection campaigns organized per year (in 2007 – 5 campaigns)

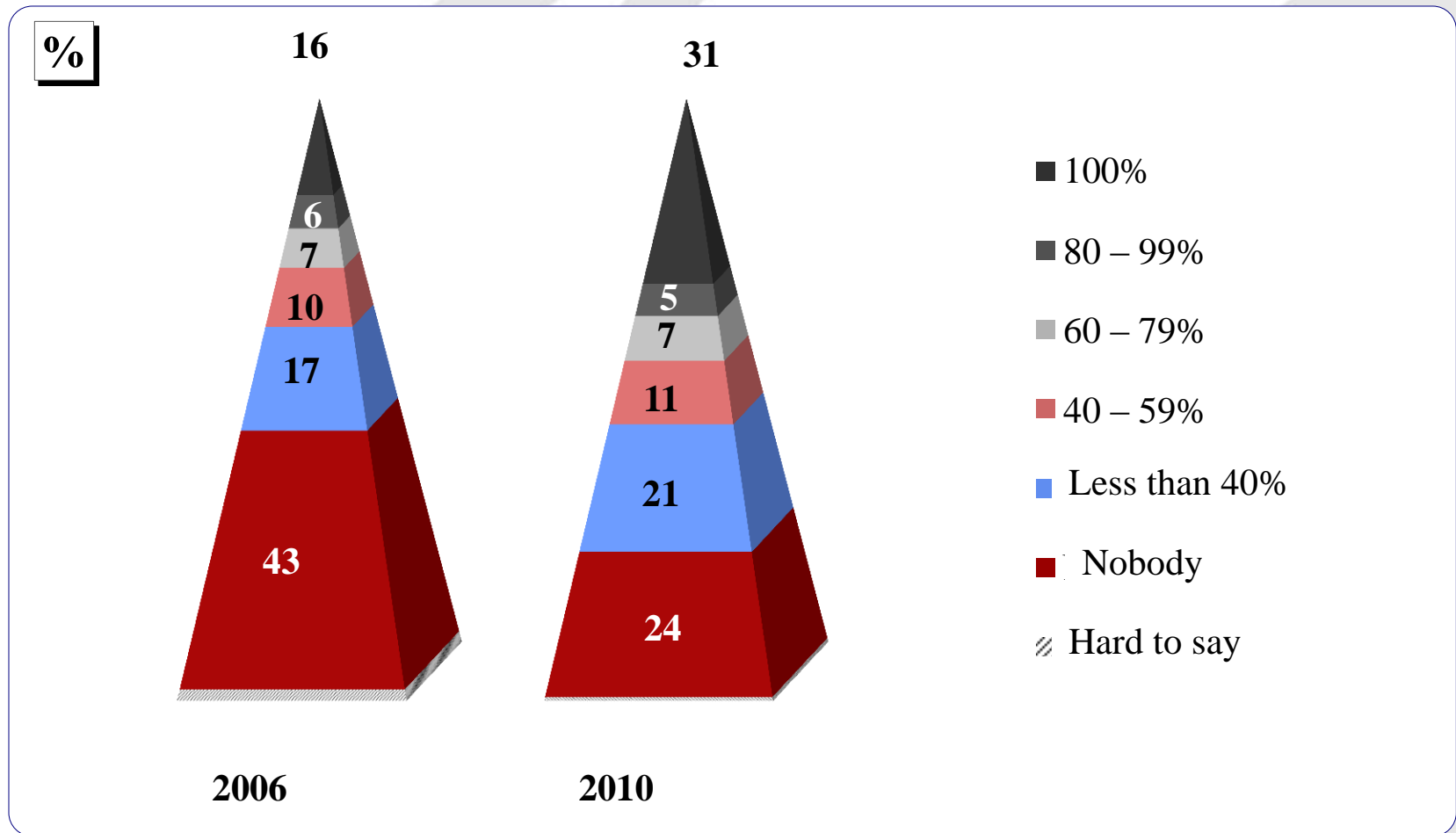
- **Compliance with OSH legislation:**
  - Proper risk assessment done in 55% of all companies (in 2006 - 24%) and 70% in dangerous branch companies
  - 80% of employees informed about their risks (in 2006 – 60%)
- **Information:**
  - 80% of society is informed about OSH issues (including 50% – well informed) (in 2006 – respectively 72% and 27%)
  - 80% of youth is informed about OSH issues (including 40% – well informed) (in 2006 – respectively 67% and 17.7%).

# Where are we now?



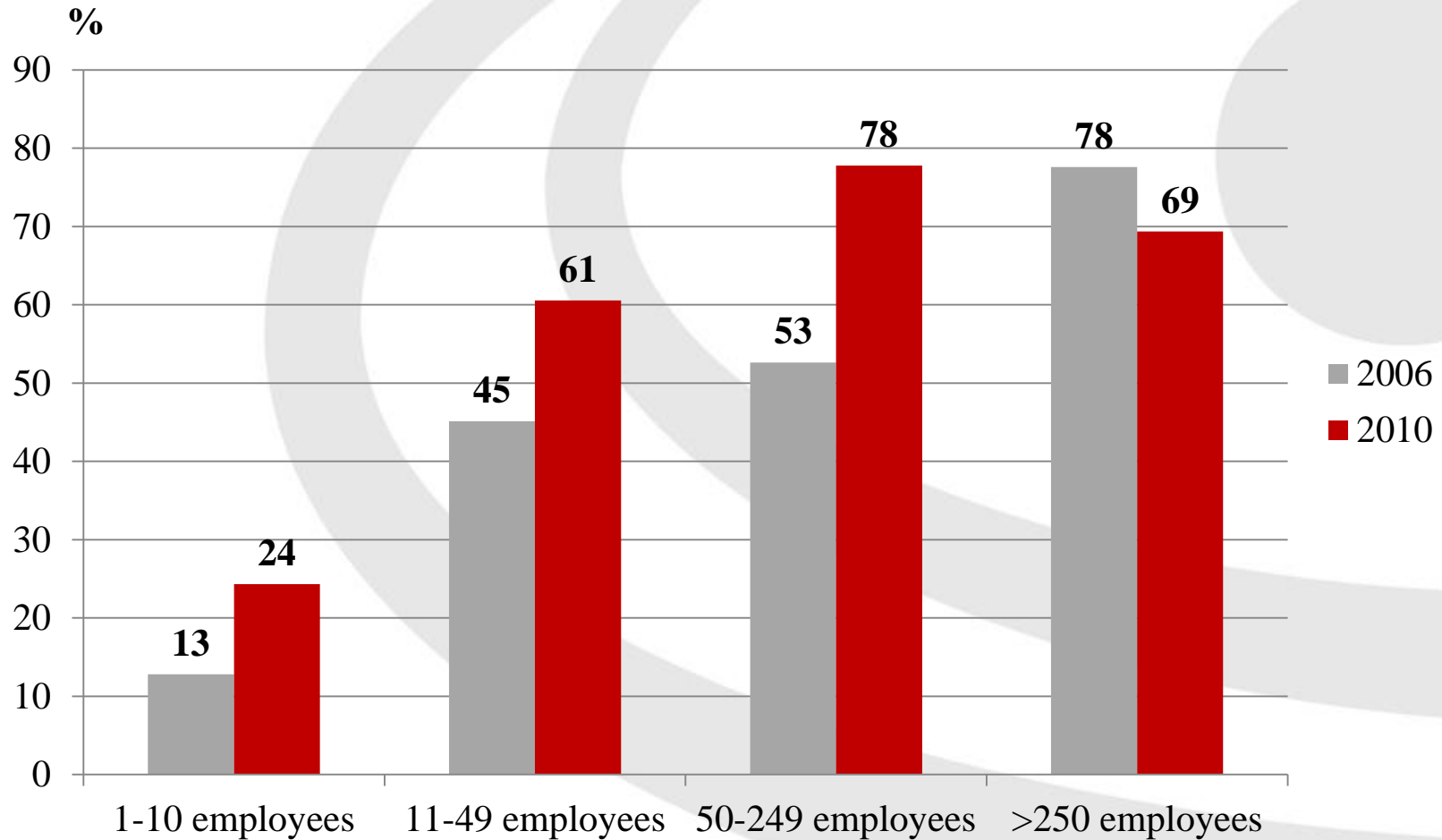


# How do you think what percentage of the employees are exposed to workplace risk factors?



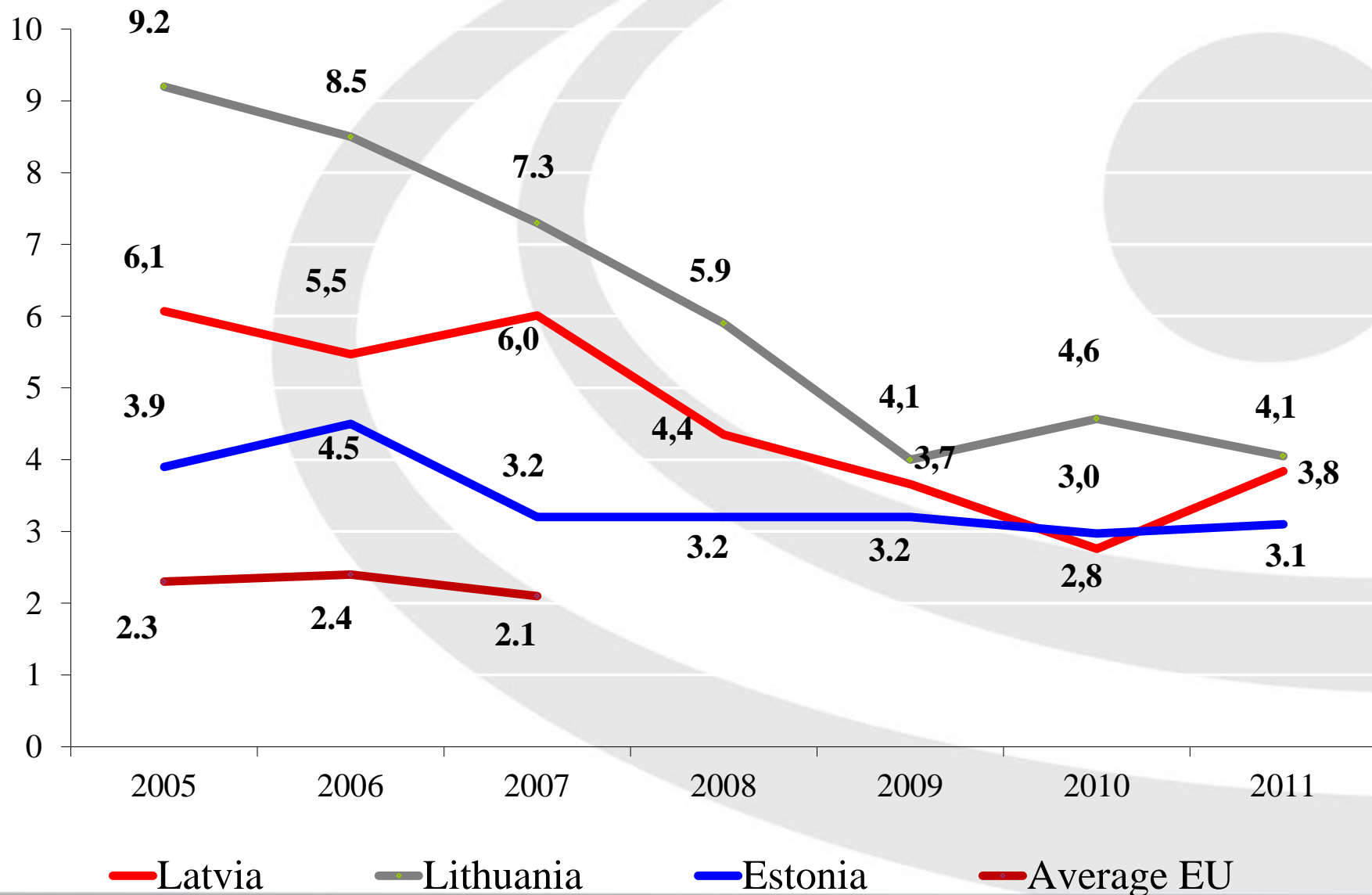
Results of employers' survey, 2006 and 2010

# Percentage of companies with workplace risk assessment and action plan for risk reduction

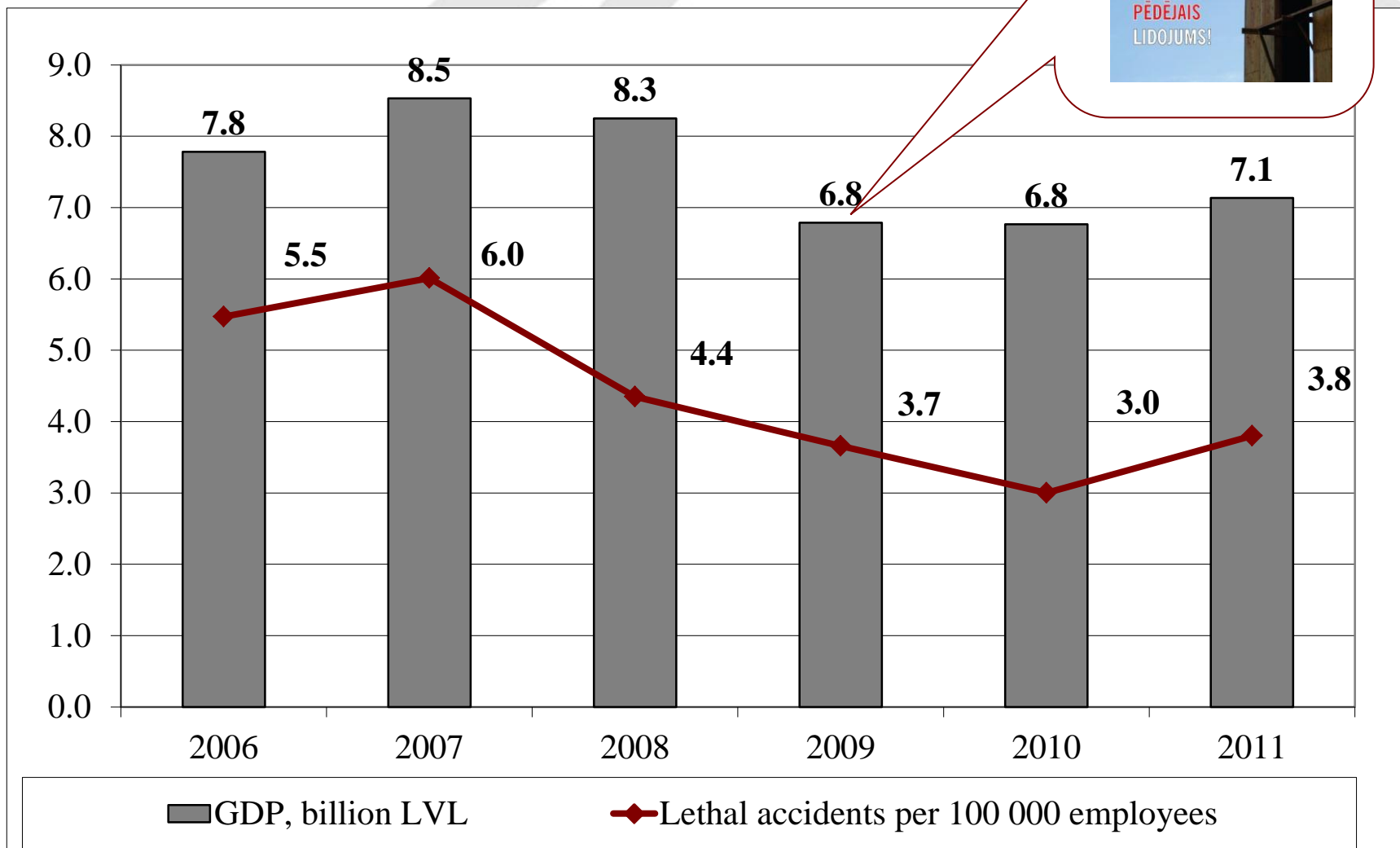


Results of employers' survey, 2006 and 2010

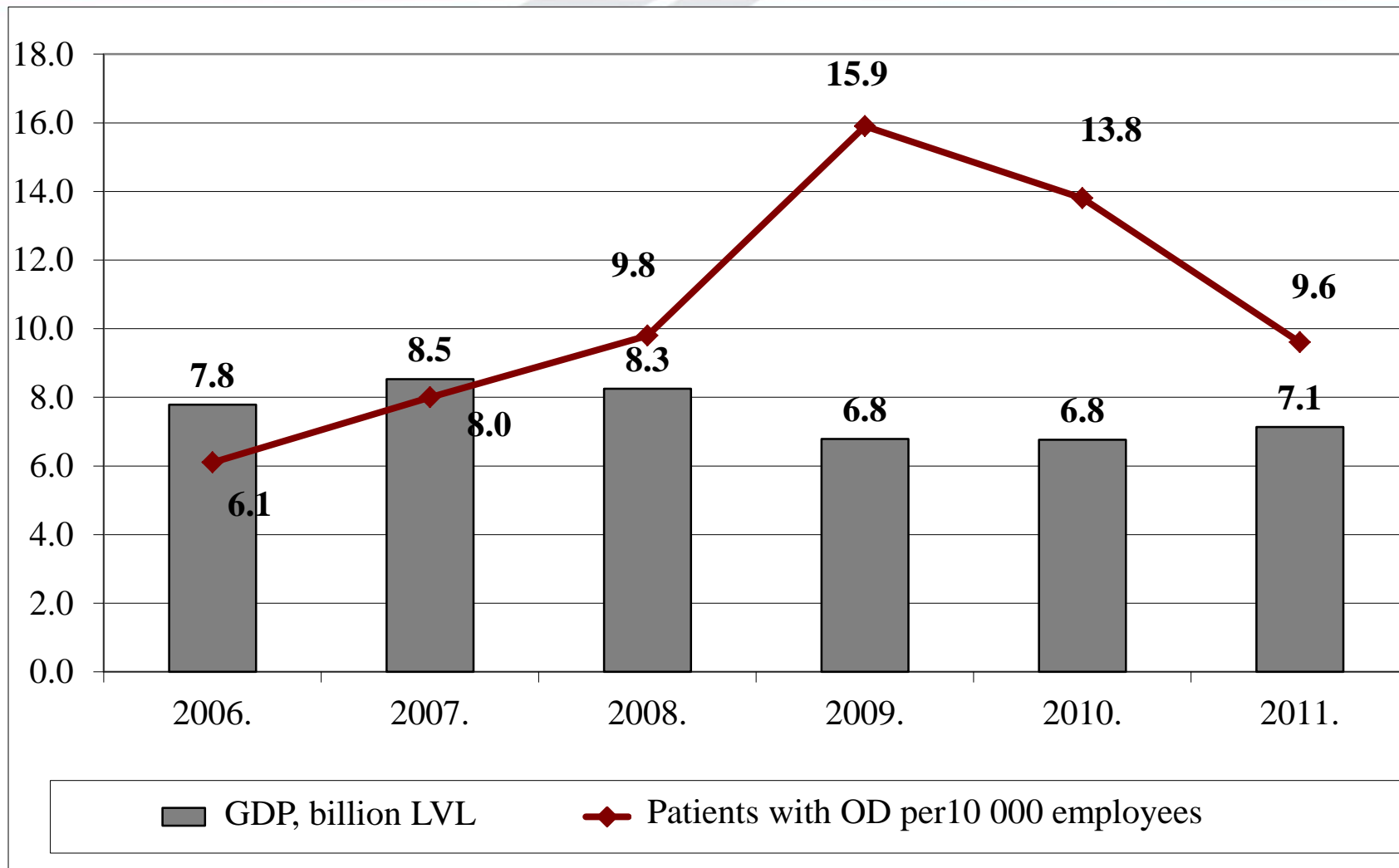
# Number of lethal accidents per 100 000 employees (2005 – 2011)



# Impact of economical situation on lethal accidents (Latvia, 2006-2011)



# Impact of economical situation on occupational diseases (Latvia, 2006-2011)



# Are we going to reach our target?



## Reported workplace accidents until 04.12.2012.

	2011	2012
Severe	178	190
Fatal	33	36
Total	<b>211</b>	<b>226</b>

**2007-2011**

**28.3%**

# What's next?

- Challenges:
  - To stop the increase of the fatality rate and (if lucky) to fulfil the target for 2013
  - With economic growth regain resources also for OHS
  - “Download”/“Restart” the Safety culture
    - Risk awareness and risk prevention concept
    - OHS leadership of the company managers
    - Real risk assessment (not on paper)
    - Real and effective training (instruction) of employees (not on paper)

# What's next?

- Opportunities:
  - Country-wide awareness rising campaign on OHS in 2013
  - Increase of the LI resources as from 2013
  - The EU strategy on OHS 2014-2020
  - Next EU structural funds planning period for 2014-2020
  - “Good practice” virus



The background features a large, light gray graphic of a stylized smiley face. The eyes are represented by two thick, curved lines, and the mouth is a solid gray circle. The text "Thank you for attention!" is centered over this graphic.

**Thank you for attention!**